


Welcome to

JEN'S



DINER


On Calumet



Welcome to

JEN'S

DINER
On Calumet



Breakfast - Served Anytime

1 Egg, any style	\$1.75	Corned Beef Hash	
2 Eggs, any style.....	1.95	and 2 Eggs.....	\$4.05
with Bacon or Sausage	3.30	Sheboygan Breakfast	
3 Eggs, any style.....	2.05	2 Brats and 2 Eggs	4.10
Egg Beaters	2.40	1 Brat and 2 Eggs	3.60
2 Eggs and Ham	3.60	Steak and Eggs	
		7 oz. New York Strip	6.45

All Breakfasts listed above served with American Fries, Buttered Toast & Jelly

Lite Breakfast Specials

2 Eggs and Toast.....	1.50	2 Eggs and Toast	
with Bacon or Sausage	2.20	with Ham.....	2.45

Hearty Breakfast Special

4.40

2 Eggs, 2 Bacon Strips, 2 Sausage Links, American Fries, Toast or Pancakes, and Small Orange Juice

Omelets

All Omelets made with three eggs and served with American Fries, Buttered Toast, and Free Juice

Cheese Omelet	3.75	Western Omelet (Cheese, Ham,	
Ham and Cheese	4.05	Green Pepper & Onion)	3.75
Bacon and Cheese	4.05	Farmer's Omelet (Sausage, Onion,	
Corned Beef Hash Omelet	4.40	Green Pepper, American Fries	
Pepper Jack Cheese.....	4.05	scrambled together)	4.25

From the Griddle

	<u>One</u>	<u>Two</u>	<u>Three</u>
Buttermilk Pancakes ...	1.20	2.05	2.40
with Strawberries...	2.60	3.20	3.60
with Blueberries.....	2.60	3.20	3.60
Multi-Grain Pancakes..	1.35	2.15	2.50
with Topping.....	2.40	3.10	3.45
Belgian Waffle.....	2.30		
with Topping.....	3.15		
French Toast.....	1.20	2.05	2.40

Breakfast Sandwiches

Fried Egg on Hard Roll	1.20
with Bacon or Ham.....	1.60
Fried Egg on Croissant	1.60
with Bacon or Ham.....	1.95
Buttermilk Biscuit	
with Sausage and Gravy	2.45
add 2 Eggs and Potatoes.....	3.25

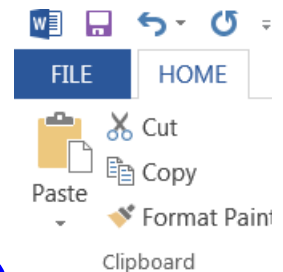
Breakfast Side Orders

Toast and Jelly80	Cereal	1.15	Ham	1.85
English Muffin80	Oatmeal	1.20	Sausage.....	1.30
Hard Roll.....	.80	1 Egg65	Bacon.....	1.30
Croissant.....	.95	Corned Beef Hash....	1.85	Bagel.....	.90
				with Cream Cheese...	1.10

Font		Paragraph		Styles	
<i>Breakfast - Served Anytime</i>					
1 Egg, any style	\$1.75	Corned Beef Hash			
2 Eggs, any style	1.95	and 2 Eggs	\$4.05		
with Bacon or Sausage	3.30	Sheboygan Breakfast			
3 Eggs, any style	2.05	2 Brats and 2 Eggs	4.10		
Egg Beaters	2.40	1 Brat and 2 Eggs	3.60		
2 Eggs and Ham	3.60	Steak and Eggs			
		7 oz. New York Strip	6.45		
<i>All Breakfasts listed above served with American Fries, Buttered Toast & Jelly</i>					
<i>Lite Breakfast Specials</i>					
2 Eggs and Toast	1.50	2 Eggs and Toast			
with Bacon or Sausage	2.20	with Ham	2.45		

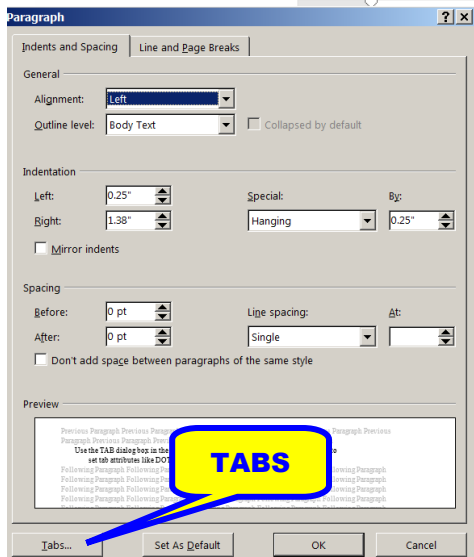
Here's what I need you to know and apply to be successful in this unit:

- **The difference between NORMAL and NO SPACING styles.** You will probably work with the default, NORMAL. You need to know that to create a single return (no space) when using the NORMAL style, **hit the SHIFT + ENTER key.**
- **Graphics, by default, are all ANCHORED to a line of text and have an IN-LINE wrapping.** You will almost always want to change the wrapping style, usually using BEHIND TEXT or IN FRONT OF TEXT
- **Keep projects simple! Please create the text that does not need to be in text boxes -- most text in any MS Word document, and leave space for where you want the graphics.** Please show your artistic style and mastery of graphics AFTER you create the text. If you start with graphics, you create problems getting the page organized that require different work-arounds. PLEASE AVOID THESE PROBLEMS!
- Use the ruler when designing page layouts – it is hidden by default. Under the HOME menu, click on VIEW and then tick the RULER box.
- **There are different tab styles – LEFT, CENTER, RIGHT, DECIMAL, and BAR.** If you are not sure which tab you are setting, point your mouse at the icon and pause. A TOOL TIP will pop-up and tell you the current tab type – adjust and set as needed.
- **Use the TAB dialog box in the HOME tab's PARAGRAPH PULL-DOWN MENU to set tab attributes like DOT LEADERS**

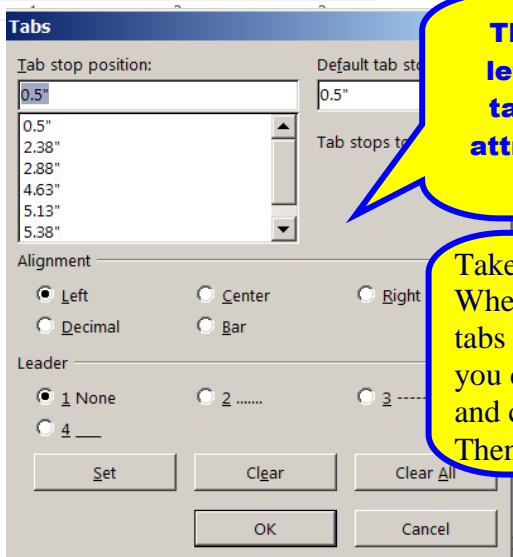


HOME TAB, Paragraph Pull-Down Menu

TAB ICON



TABS



The TABS DIALOG BOX lets you check/set each tab's position, type and attributes. DOT LEADERS are option #2

Take it from a smart squirrel! When designing a page, set your tabs by clicking on the ruler so you can move them as needed and create your design. Then use the dialog box!

